













**Trial European Championship, Borås 2013-08-17 -- 18**  
**Result for class: FIM Europe Women's Trial European Championship**










Pos.	No.	1	2	3	4	5	6	7	8	9	10	11	12	13	14	15	Lap	P	Total	0	1	2	3	5
1	Emma Bristow  GBR Sherco 300 Team: Sherco Factory	107	0	0	0	1	0	0	0	0	0	1	0	0			2		3	03:24:11				
			0	0	0	0	0	0	0	0	0	1	0	0				1			21	3	0	0
2	Theresa Baeumi  GER Ossa TR125i 125	113	0	0	0	0	0	0	1	0	2	0	0	0			3		10	03:01:47				
			1	0	0	0	0	0	1	0	5	0	0	0				7			19	3	1	0
3	Sara Trentini  ITA Beta 250 Team: Top Trial Team	101	0	0	0	0	0	3	3	5	3	2	1	0			17		30	03:16:09				
			0	0	1	1	0	3	3	0	5	0	0	0				13			13	3	1	5
4	Pauline Schmitt  GER Beta 250	112	2	0	0	0	0	3	5	2	5	1	0	1			19		30	03:06:20				
			0	0	0	0	0	1	3	2	3	1	0	1				11			11	5	3	3
5	Michelle Neukirchen  GER GasGas 125	111	0	3	0	5	0	5	3	1	3	2	1	1			24		41	02:59:09				
			0	0	0	3	0	2	5	1	3	2	1	0				17			8	5	3	5
6	Helene Sørlie  NOR GasGas 125	108	1	1	2	3	2	1	5	1	3	3	0	5			27		47	02:58:46				
			2	0	3	1	1	3	3	0	3	1	2	1				20			3	8	4	7
7	Emilie F Westbye  NOR Ossa 125 Team: Ossa Racing Team Norway	106	0	0	1	1	1	5	3	3	5	5	2	5			31		59	04:16:40				
			1	0	1	5	2	3	3	1	5	3	3	1				28			3	7	2	6
8	Erika Melchior  NOR Beta 125	105	0	0	5	3	1	5	3	3	5	3	2	3			33		65	03:45:45				
			1	5	3	3	0	3	3	0	5	3	3	3				32			4	2	1	12
9	Sofia Henriksson  SWE Beta 125	102	0	1	1	5	2	3	5	5	5	3	3	5			38		72	03:03:30				
			0	1	5	3	0	3	5	5	3	3	1	5				34			3	4	1	7
10	Camilla Helen Dybedahl  NOR GasGas TXT pro 125	109	3	5	2	3	2	3	3	0	5	3	0	5			34		75	04:04:40				
			1	5	3	3	0	5	5	3	5	3	3	5				41			3	1	2	10

**Trial European Championship, Borås 2013-08-17 -- 18**  
**Result for class: FIM Europe Women's Trial European Championship**








Pos.	No.	1	2	3	4	5	6	7	8	9	10	11	12	13	14	15	Lap	P	Total	0	1	2	3	5	
11	Julie Sandanger  NOR      Beta Evo 125 Team: Vestkant Trial	110	0	0	1	5	0	2	5	3	5	3	5	5				34			03:48:25				
			0	5	5	5	1	5	5	2	5	3	5	5				46							
																					80	4	2	2	3
12	Ingveig Håkonsen  NOR      Beta 125	103	0	3	0	5	2	5	5	1	5	5	2	5				38			03:47:47				
			0	5	3	3	5	5	5	0	5	3	3	5				42							
																					80	4	1	2	5













**Trial European Championship, Borås 2013-08-17 -- 18**  
**Result for class: FIM Europe Youth Trial European Championship**

Pos.	No.	1	2	3	4	5	6	7	8	9	10	11	12	13	14	15	Lap	P	Total	0	1	2	3	5
1	Franz Kadlec  GER GasGas 125	168	0	0	0	0	0	0	0	0	0	0	0				0		7	02:16:10				
			0	0	0	1	1	5	0	0	0	0	0	0						7	21	2	0	0
2	Jack Price  GBR GasGas 125 Team: Jitsie Road & Trials	161	0	0	0	0	0	0	0	0	0	0	0	5			5		7	03:19:22				
			0	0	1	0	0	0	1	0	0	0	0	0						2	21	2	0	0
3	Gabrielle Giarba  ITA Beta 125 Team: Top Trial Team	154	0	0	0	0	0	0	0	1	0	0	0	0			1		11	02:00:41				
			0	0	5	0	0	0	0	0	0	5	0	0						10	21	1	0	0
4	Dan Peace  GBR Apico Beta 125 Team: Apico Beta UK	160	0	0	0	0	0	0	0	0	0	0	0	0			0		11	03:19:10				
			0	0	1	0	0	5	0	0	0	0	5	0						11	21	1	0	0
5	Billy Bolt  GBR Ossa 125	159	0	0	1	0	0	0	0	0	0	0	1	0			2	5	13	02:22:20				
			0	0	0	5	0	0	0	0	1	0	0	0						6	20	3	0	0
6	Sascha Neumann  GER GasGas 125	164	0	0	0	0	0	1	0	0	5	0	0	0			6		16	02:27:39				
			0	0	0	0	0	3	0	0	1	1	5	0						10	18	3	0	1
7	Yannic Straub  GER GasGas 125	162	0	0	5	1	0	1	0	0	0	0	5	2			14		27	03:27:33				
			0	0	1	1	5	0	0	1	0	0	5	0						13	14	5	1	0
8	Oscar Alfredsson  SWE Beta 125	156	2	0	0	1	3	0	1	0	0	1	5	3			16		28	03:13:40				
			0	0	0	0	0	0	5	0	0	5	1	1						12	13	5	1	2
9	Rasmus Haglund  SWE Beta Evo Factory 125	157	0	0	0	0	0	1	1	0	0	5	5	1			13		38	02:33:50				
			0	0	1	5	1	5	0	5	0	3	3	2						25	11	5	1	2











**Trial European Championship, Borås 2013-08-17 -- 18**  
**Result for class: FIM Europe Youth Trial European Championship**

Pos.				No.	1	2	3	4	5	6	7	8	9	10	11	12	13	14	15	Lap	P	Total	0	1	2	3	5
10	Daniel Andreasson  SWE	GasGas	125	155	2	0	0	0	5	3	0	1	0	2	1	1				15		39	02:44:35				
					1	1	1	5	1	5	5	0	0	0	5	0							24		9	7	2
11	Julian Berntsen  NOR	Sherco	125	151	1	0	1	1	2	1	0	0	0	5	5	3				19		39	02:50:08				
					1	0	1	2	5	1	1	2	0	1	5	1							20		6	10	3
12	Marc Riba Lazaro  ESP	Ossa	125	167	0	0	3	2	3	0	5	0	5	5	5	5				33		47	02:52:02				
					0	1	0	1	0	2	0	0	0	5	0	5							14		11	2	2
13	Max Faude  GER Team: DMSB	Sherco	125	163	0	0	1	0	3	5	3	0	1	2	5	0				20		47	02:43:20				
					0	0	1	0	1	5	5	0	0	5	5	5							27		10	4	1
14	Jarmo Robrahn  GER Team: DMSB Junior Team	Beta	125	153	0	0	5	2	0	2	3	5	5	0	0	0				22		47	02:38:53				
					0	1	5	1	1	3	0	1	2	1	5	5							25		8	5	3
15	Oskar Kaczmarczyk  POL Team: Sherco Polska	Sherco	125	165	0	0	5	5	2	3	5	5	0	5	5	5				40		61	03:21:16				
					0	0	3	3	1	5	1	0	0	2	5	1							21		7	3	2
16	Leevi Paajanen  FIN	Beta	125	158	5	0	5	3	5	3	5	5	1	5	5	5				47		80	03:18:54				
					0	0	5	5	3	5	2	0	1	5	5	2							33		4	2	2











**Trial European Championship, Borås 2013-08-17 -- 18**  
**Result for class: FIM Europe Youth Trial International Class**

Pos.	No.	1	2	3	4	5	6	7	8	9	10	11	12	13	14	15	Lap	P	Total	0	1	2	3	5
1	Lari Seppälä  FIN Beta 125	187	0	0	0	0	0	0	0	0	1	1	0				2		5	03:17:18				
			0	1	0	0	1	1	0	0	0	0	0	0						3	19 5 0 0 0			
2	Jesper Johansson  SWE GasGas 125	214	0	0	0	0	1	0	0	0	0	0	1				2		11	01:25:00				
			0	0	0	2	0	0	2	0	0	5	0	0						9	19 2 2 0 1			
3	Jack Peace  GBR Apico Beta 125 Team: Apico Beta UK	193	0	0	0	5	0	5	0	0	0	0	0				10		12	03:13:46				
			0	0	0	1	0	0	0	0	0	1	0	0						2	20 2 0 0 2			
4	Sondre G. Haga  NOR Beta 125 Team: Team Norway	182	0	0	0	0	0	1	0	5	1	0	0				7		12	02:46:37				
			0	0	0	0	0	0	2	0	3	0	0	0						5	19 2 1 1 1			
5	Nils-Johan Vold Gunvaldsen  NOR Beta 125	185	0	0	0	0	2	0	1	0	2	0	0				5		12	03:23:10				
			1	0	0	0	0	5	0	0	0	1	0	0						7	18 3 2 0 1			
6	Anders Rosseland  NOR Beta 125	177	0	0	5	2	0	0	0	1	1	0	0				9		14	03:00:30				
			0	0	0	1	0	1	0	0	1	0	2	0						5	16 5 2 0 1			
7	Alexander Larsson  SWE Ossa 125	179	0	0	0	1	0	1	5	1	1	0	0	1			10		16	02:28:23				
			0	0	0	0	0	0	1	0	0	5	0	0						6	16 6 0 0 2			
8	David Lundin  SWE GasGas 125	180	0	5	0	1	1	0	0	0	0	2	2				11		20	02:41:40				
			0	0	0	0	0	2	3	0	3	1	0	0						9	15 3 3 2 1			
9	Marnick Molemans  NED GasGas 125 Team: Alex van den Broek Events and Mezza Invest	194	0	0	1	0	0	0	5	0	5	0	0				11		24	03:05:21				
			0	0	0	3	0	0	1	0	5	3	1	0						13	16 3 0 2 3			
10	Robert Schiek  GER Beta 125	202	0	0	2	1	2	1	1	0	5	2	0	0			14		24	03:00:00				
			0	1	0	2	0	1	5	0	0	1	0	0						10	12 6 4 0 2			

**Trial European Championship, Borås 2013-08-17 -- 18**  
**Result for class: FIM Europe Youth Trial International Class**









Pos.				No.	1	2	3	4	5	6	7	8	9	10	11	12	13	14	15	Lap	P	Total	0	1	2	3	5	
11	Simon Stenvik  NOR	Beta 125	186	5	0	0	1	0	0	1	5	2	0	0	1						15		25	03:41:00				
				0	0	0	0	0	0	5	0	0	0	0	0	5									10	16	3	1
12	Anders Paulsen  NOR	Beta Factory 125 Team: Paulsen	199	0	1	0	0	0	5	0	1	3	0	0	0						10		25	02:04:00				
				1	0	0	5	0	0	3	1	0	0	5	0										15	15	4	0
13	Connor Hogan  AUS	GasGas 125 Team: GasGas Motos Australia	190	1	0	1	3	1	5	3	0	1	1	0	0						16		25	03:33:55				
				0	0	0	0	0	0	3	0	3	2	1	0										9	12	6	1
14	Tomi Männikkö  FIN	Beta 125	192	0	0	0	0	0	3	1	0	0	1	0	5						10		26	04:03:10				
				0	0	0	0	1	0	5	0	5	5	0	0										16	16	3	0
15	Henry Vierimaa  FIN	Sherco 125 Team: MP-Taito	205	0	0	0	1	0	2	1	0	5	2	0	1						12		26	03:13:15				
				0	0	0	0	0	5	3	0	1	5	0	0										14	14	4	2
16	Henrik Eri  NOR	Beta 125	197	0	0	0	5	0	3	0	0	0	0	0	1						9		26	03:01:35				
				0	0	1	3	0	5	2	0	2	2	0	2										17	14	2	4
17	Maxx Van den Top  NED	Sherco 125	195	0	3	3	5	0	2	1	0	0	5	0	0						19		32	03:32:20				
				0	1	2	3	0	0	3	1	2	1	0	0										13	11	4	3
18	Nikolai Kristiansen  NOR	Beta 125 Team: Top Trial Team	200	0	0	0	0	0	5	0	0	2	1	0	0						8		33	03:29:26				
				0	0	5	5	0	3	5	1	5	0	0	1										25	14	3	1
19	Kjartan Mikkelsen  NOR	Beta 125	176	0	0	5	0	0	1	3	0	5	1	0	0						15		34	03:10:10				
				0	0	5	1	0	0	5	0	5	3	0	0										19	14	3	0
20	Pontus Ross  SWE	Beta 125	183	0	0	5	0	1	5	2	0	1	0	0	0						14		36	02:20:40				
				0	0	3	5	1	2	5	2	0	3	0	1										22	11	4	3

**Trial European Championship, Borås 2013-08-17 -- 18**  
**Result for class: FIM Europe Youth Trial International Class**

Pos.	No.	1	2	3	4	5	6	7	8	9	10	11	12	13	14	15	Lap	P	Total	0	1	2	3	5
21	Mike Hovden  NOR GasGas 125	178	0	0	5	2	0	1	3	1	3	2	3	0			20			03:21:53				
			2	1	0	2	0	2	2	1	2	1	3	1						17	37	6	6	7
22	Christopher Wengler  GER Ossa TR125i 125 Team: ADAC Südbayern	203	0	0	1	3	0	5	5	0	5	3	0	0			22			03:07:46				
			0	0	1	3	0	2	3	2	3	3	1	0						18	40	10	3	2
23	Nicolas Defourny  BEL GasGas 125 Team: TRST	188	0	0	0	1	0	3	2	5	5	5	2	1			24			03:31:10				
			0	0	0	1	0	1	2	5	1	5	1	0						16	40	9	6	3
24	Martin Eriksson  SWE Beta 125	189	0	0	1	3	3	5	3	0	5	1	0	2			23			03:05:55				
			1	0	0	0	5	5	3	0	2	3	0	0						19	42	10	3	2
25	Ting Yueh Boezewinkel  TWN Beta 125	201	0	2	1	2	0	3	1	3	5	0	1	1			19			03:39:12				
			5	5	0	5	1	1	5	0	0	3	0	0						25	44	8	6	2
26	Lukasz Zborowski  POL Sherco 125 Team: Sherco Polska	204	0	0	1	1	2	3	2	2	5	3	0	5			24			02:57:50				
			2	1	0	2	1	3	5	0	5	2	1	0						22	46	6	5	6
27	Mikkel Brade  DEN Ossa 125 Team: Trial Team Brade	191	2	1	3	3	1	3	5	1	5	0	5	1			30			03:30:11				
			1	1	3	5	0	2	3	1	3	0	0	0						19	49	5	7	2
28	Andreas Ore Wormsen  NOR Beta 125	208	0	0	0	3	2	3	3	0	3	1	2	5			22			03:20:50				
			2	1	0	5	1	1	5	1	5	3	0	5						29	51	6	5	3
29	Jarand-Matias Vold Gunvaldsen  NOR Beta 125	184	1	0	0	5	1	1	5	2	5	5	0	1			26			03:19:30				
			1	0	0	2	1	5	3	5	5	3	0	1						26	52	6	7	2
30	Ludvig Åsemyr  SWE GasGas 125	213	0	5	2	3	0	5	5	0	5	3	3	0			31			02:11:51				
			0	5	1	5	0	0	5	1	5	2	1	1						26	57	7	4	2



**Trial European Championship, Borås 2013-08-17 -- 18**  
**Result for class: FIM Europe Youth Trial International Class**

Pos.				No.	1	2	3	4	5	6	7	8	9	10	11	12	13	14	15	Lap	P	Total	0	1	2	3	5		
31	Daniel Tangen  NOR Beta Factory 125 Team: Paulsen		198	0	1	1	3	5	5	5	3	2	3	0	5						33		65	03:18:20					
				2	1	1	3	0	3	5	1	5	3	3	5						32			3	5	2	7	7	
32	Radek Junior Stehno  CZE GasGas 125 Team: Trial Uvaly		210	0	1	5	3	2	3	5	3	5	5	5	1						38		71	04:22:58					
				2	2	0	3	0	5	3	1	5	5	5	2									33	3	3	4	5	9
33	Gatis Ņuli z  LAT Sherco 125		207	0	1	5	5	2	2	5	5	5	5	5	5						45		74	03:16:50					
				3	0	2	3	0	3	5	3	3	2	5	0									29	4	1	4	5	10
34	Per Kristian Svensrud  NOR GasGas 125 Team: Svensrud Trialteam		181	1	5	3	3	1	3	3	1	5	2	3	5						35		77	03:16:00					
				1	5	0	3	5	5	5	2	5	3	3	5									42	1	4	2	8	9
35	Erik Johansson  SWE GasGas 125		215	2	2	2	3	5	1	5	2	3	3	1	5						34		80	03:03:35					
				5	2	3	3	5	5	5	1	5	5	5	2									46	0	3	6	5	10
36	Mikus Hme nickis  LAT GasGas 125		206	2	0	5	5	0	5	5	5	5	3	3	0						38		81	02:50:05					
				0	5	3	3	5	3	5	3	5	5	5	1									43	4	1	1	6	12
37	Pontus Johansson  SWE Beta 125 Team: Ale TK		211	5	5	5	3	0	5	5	5	5	5	5	5						53		100	03:10:50					
				0	5	5	3	3	3	3	5	5	5	5	5									47	2	0	0	5	17
38	Jakob Lind  SWE Beta 125		212	5	5	5	3	3	5	5	5	5	3	3	5						52		106	03:46:30					
				3	5	5	3	3	5	5	5	5	5	5	5									54	0	0	0	7	17